

Scaled data based on original data using
LM-79-08 Approved Method: Electrical and Photometric Measurements of Solid-
State Lighting Products

Test Report Prepared for
Cooper Lighting Solutions
(formerly Eaton)

Brand: McGRAW-EDISON

Report Number: P386192

Luminaire Tested: **GWC-SA1D-750-U-SL4-HSS**

Issue Date: 3/3/2020

Test Information

Test Method: LM-79-08
Report Number: P386192
TEST IS SCALED FROM IESNA LM-79-08 TEST DATA (G2-1903-205-25)
Test Lab: INNOVATION CENTER
Issue Date: 3/3/2020
Manufacturer: COOPER LIGHTING SOLUTIONS (FORMERLY EATON)
Product Line: MCGRAW-EDISON
Catalog Number: GWC-SA1D-750-U-SL4-HSS
Description: GALLEON WALL LUMINAIRE
(1) 70 CRI, 5000K, 1200mA LIGHTSQUARE WITH 16 LEDS AND TYPE IV SPILL
LIGHT ELIMINATOR OPTICS WITH HOUSE SIDE SHIELD
Light Source: -
Ballast/Driver: ELECTRONIC DRIVER

Summary

Lumens per Lamp: N/A
Luminaire Lumens: 6726 lumens
Efficiency: N/A
Efficacy: 100.4 lumens/watt
Luminous Opening: Rectangular (W 0.5' x L: 0.5' x H: 0')
IES Classification: Type IV - Short
BUG Rating: B1 - U0 - G2

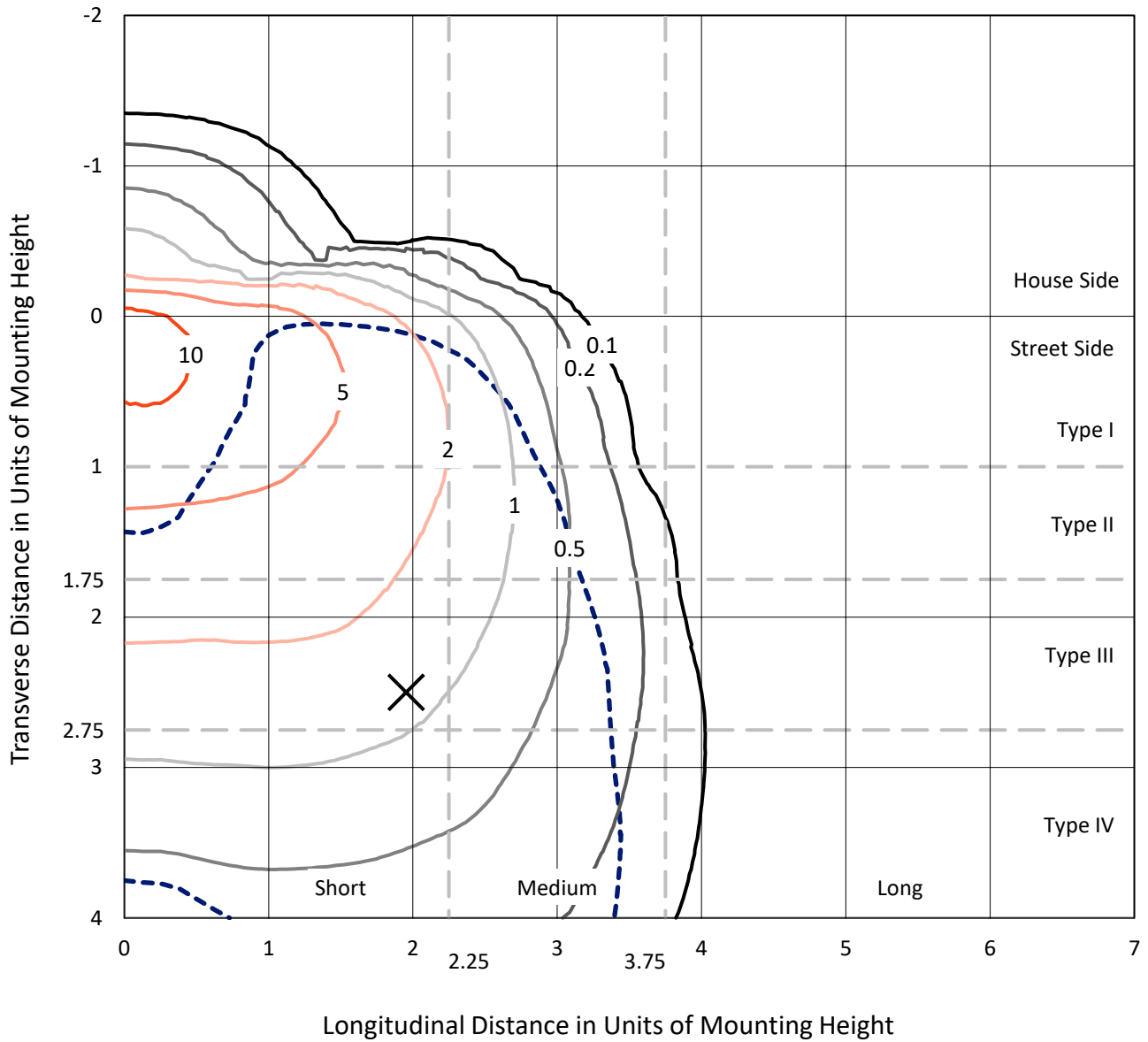
Input Watts (W): 67
Input Voltage (V): NR
Input Current (Ain): NR
Voltage Rise (V): NR
Power Factor: NR
Total Harmonic Distortion (THDi): NR
Frequency (hertz): 60
Stabilization Time: NR
Operation Time: NR
Ambient Temperature (°C): NR
Test Distance: 24 FT



REPORT NUMBER: P386192
 CATALOG NUMBER: GWC-SA1D-750-U-SL4-HSS

Iso-Footcandle Lines of Horizontal Illumination

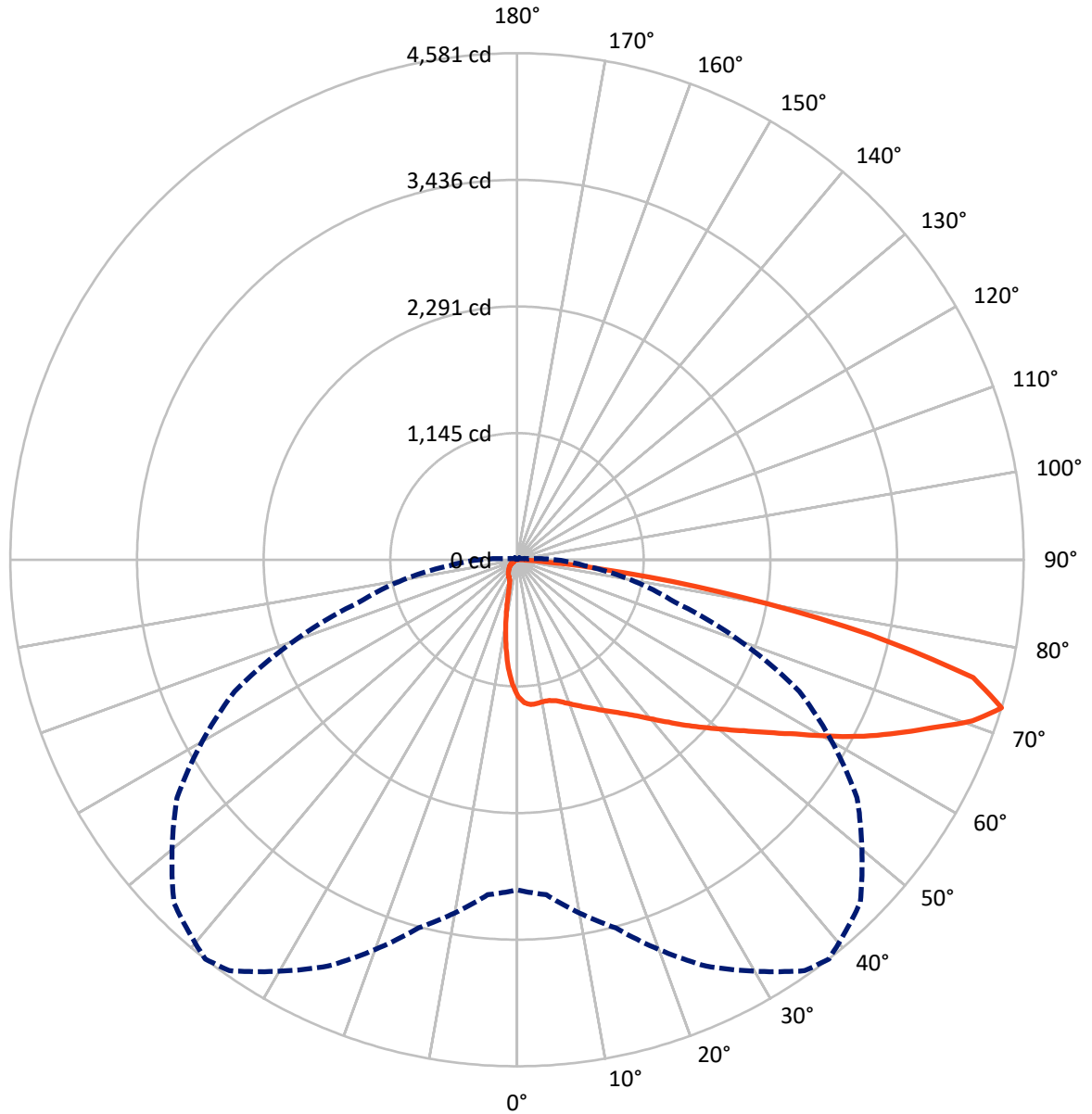
✕ Max cd
 - - - 1/2 Max cd



Based on 10 foot mounting height. Maximum calculated value = 13.1 fc
 Type IV - Short - N/A

REPORT NUMBER: P386192
CATALOG NUMBER: GWC-SA1D-750-U-SL4-HSS

Luminous Intensity Polar Plot



— Vertical Plane Through 38-Deg Lateral - - - Horizontal Cone Through 72.5-Deg Vertical



REPORT NUMBER: P386192
 CATALOG NUMBER: GWC-SA1D-750-U-SL4-HSS

FLUX DISTRIBUTION:

		Downward	Upward	Total
House Side	Lumens	566.0	0.0	566.0
	% Fixture	8.4	0.0	8.4
Street Side	Lumens	6160.0	0.0	6160.0
	% Fixture	91.6	0.0	91.6
Total	Lumens	6726.0	0.0	6726.0
	% Fixture	100.0	0.0	100.0

Coefficient of Utilization

ZONAL LUMENS:

Zone	Lumens	% Fixture
0°-10°	105.4	1.6
10°-20°	257.7	3.8
20°-30°	409.9	6.1
30°-40°	616.3	9.2
40°-50°	940.2	14.0
50°-60°	1328.8	19.8
60°-70°	1666.8	24.8
70°-80°	1246.3	18.5
80°-90°	154.5	2.3
90°-100°	0.0	0.0
100°-110°	0.0	0.0
110°-120°	0.0	0.0
120°-130°	0.0	0.0
130°-140°	0.0	0.0
140°-150°	0.0	0.0
150°-160°	0.0	0.0
160°-170°	0.0	0.0
170°-180°	0.0	0.0
0°-90°	6726.0	100.0
0°-180°	6726.0	100.0



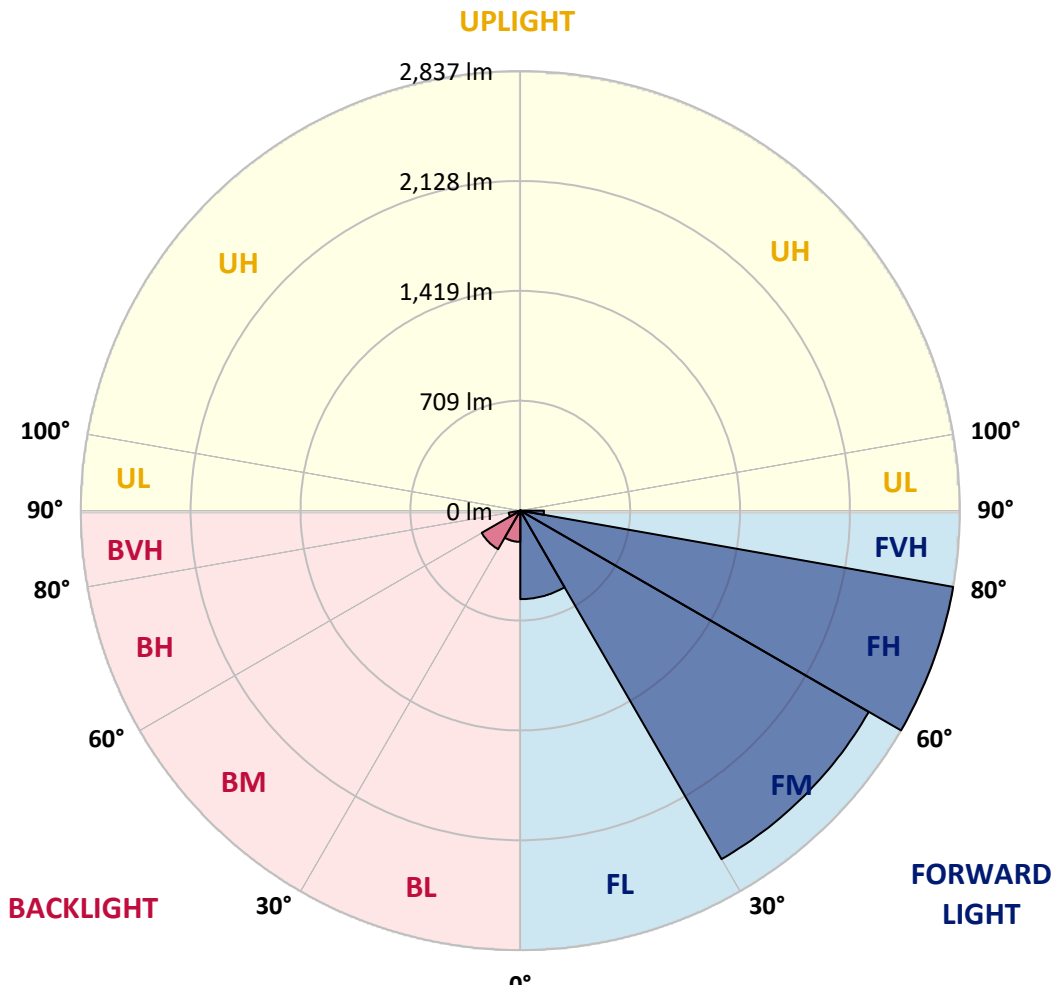
REPORT NUMBER: P386192

CATALOG NUMBER: GWC-SA1D-750-U-SL4-HSS

LUMINAIRE CLASSIFICATION SYSTEM LUMEN TABLE AND BUG RATING:

Zone	Lumens	% Fixture	Zone Rating/Lumen Limit		
			B	U	G
FL (0°-30°)	571.5	8.5			
FM (30°-60°)	2597.9	38.6			
FH (60°-80°)	2837.5	42.2			G2/5000
FVH (80°-90°)	153.1	2.3			G2/225
BL (0°-30°)	201.5	3.0	B1/500		
BM (30°-60°)	287.4	4.3	B1/1000		
BH (60°-80°)	75.6	1.1	B0/110		G0/110
BVH (80°-90°)	1.4	0.0			G0/10
UL (90°-100°)	0.0	0.0		U0/0	
UH (100°-180°)	0.0	0.0		U0/0	

BUG Rating: B1-U0-G2
 Type IV Short





REPORT NUMBER: P386192

CATALOG NUMBER: GWC-SA1D-750-U-SL4-HSS

CANDELA DISTRIBUTION (FULL):

	0°	5°	15°	25°	35°	38°	45°	55°	65°	75°	85°
0°	1236.9	1236.9	1236.9	1236.9	1236.9	1236.9	1236.9	1236.9	1236.9	1236.9	1236.9
2.5°	1312.9	1313.1	1310.1	1305.0	1298.6	1295.3	1289.7	1280.7	1271.2	1254.2	1235.8
5°	1339.7	1339.7	1335.8	1329.1	1318.7	1315.7	1305.0	1290.8	1271.2	1243.6	1212.6
7.5°	1336.9	1337.4	1332.1	1325.2	1314.8	1312.0	1299.2	1283.3	1259.0	1225.4	1185.8
10°	1322.4	1323.8	1319.6	1316.2	1306.7	1303.6	1291.6	1275.7	1251.4	1215.7	1170.1
12.5°	1307.6	1309.0	1310.4	1313.4	1307.6	1306.4	1296.9	1283.5	1260.4	1223.2	1171.8
15°	1298.1	1300.9	1310.9	1322.9	1324.3	1323.2	1317.1	1304.5	1281.0	1242.5	1183.8
17.5°	1298.1	1302.5	1323.5	1346.4	1354.5	1355.3	1350.0	1332.4	1304.5	1263.1	1195.0
20°	1309.0	1315.1	1347.8	1380.2	1393.6	1393.6	1383.3	1358.7	1326.0	1281.9	1202.5
22.5°	1336.9	1345.0	1386.1	1423.5	1437.7	1434.7	1420.7	1384.9	1348.3	1303.1	1212.0
25°	1391.9	1398.1	1440.8	1478.5	1487.2	1480.2	1462.6	1416.8	1376.8	1331.9	1229.3
27.5°	1462.9	1463.7	1507.8	1539.7	1534.4	1529.6	1507.6	1456.7	1417.9	1372.9	1259.2
30°	1540.8	1540.8	1579.6	1603.9	1587.7	1583.8	1561.8	1505.0	1470.4	1428.8	1301.7
32.5°	1616.2	1619.6	1651.1	1666.5	1648.3	1644.4	1622.9	1566.2	1540.2	1514.0	1367.9
35°	1689.1	1691.6	1721.5	1729.9	1712.6	1713.7	1698.3	1650.3	1640.5	1637.2	1467.6
37.5°	1759.8	1760.4	1790.8	1796.1	1787.5	1797.0	1798.3	1755.9	1774.0	1801.1	1608.1
40°	1824.3	1824.9	1855.1	1868.7	1883.5	1895.8	1906.7	1884.1	1944.2	2007.0	1775.4
42.5°	1876.0	1881.9	1920.1	1946.1	1985.2	2008.7	2038.3	2037.2	2146.7	2241.1	1977.7
45°	1921.5	1931.6	1984.9	2030.5	2097.5	2134.9	2181.3	2217.6	2374.6	2501.7	2182.4
47.5°	1981.6	1991.1	2052.0	2126.6	2216.0	2265.1	2341.9	2420.4	2625.2	2757.6	2382.4
50°	2066.2	2062.0	2122.1	2229.1	2343.9	2408.4	2517.9	2635.5	2873.8	2980.5	2500.0
52.5°	2156.5	2154.8	2199.2	2340.5	2494.7	2570.1	2714.8	2857.9	3111.5	3134.1	2553.9
55°	2268.2	2256.2	2293.6	2467.6	2673.8	2754.8	2925.2	3078.0	3300.9	3220.7	2581.0
57.5°	2385.2	2365.4	2401.2	2609.3	2875.7	2971.6	3158.1	3292.5	3426.9	3279.9	2580.8
60°	2506.2	2482.7	2525.2	2786.4	3126.6	3237.5	3410.7	3437.5	3544.5	3309.8	2561.8
62.5°	2607.3	2593.3	2656.5	2975.7	3406.8	3515.7	3601.4	3569.3	3643.6	3333.0	2517.4
65°	2714.3	2715.1	2817.1	3196.7	3704.5	3778.0	3785.2	3740.3	3726.6	3328.3	2367.1
67.5°	2859.0	2872.4	3042.5	3496.7	3994.2	4050.9	4050.3	3925.5	3787.2	3139.4	2033.8
70°	3012.1	3043.6	3302.3	3840.0	4310.4	4367.9	4338.3	4043.4	3566.0	2538.6	1439.4
72.5°	2986.4	3041.1	3446.7	4056.5	4537.5	4581.4	4388.9	3753.7	2818.5	1475.4	612.9
75°	2303.9	2367.4	3160.4	3842.0	4299.2	4259.8	3771.0	2921.0	1540.2	411.7	138.0
77.5°	1217.1	1250.9	2087.7	2926.9	3352.3	3269.9	2656.5	1620.4	469.6	102.0	62.0
80°	637.4	645.3	909.8	1660.6	2069.0	2069.6	1574.3	711.7	193.6	52.2	41.6
82.5°	341.3	348.0	480.7	767.3	1084.1	982.7	602.8	391.6	112.6	29.6	39.9
85°	82.1	83.5	272.6	350.6	426.3	304.5	179.1	328.8	30.4	17.3	32.4
87.5°	31.6	32.1	101.1	151.7	108.7	70.4	83.8	122.6	3.9	6.7	5.0
90°	0.0	0.0	0.0	0.0	0.0	0.0	0.0	0.0	0.0	0.0	0.0



REPORT NUMBER: P386192

CATALOG NUMBER: GWC-SA1D-750-U-SL4-HSS

CANDELA DISTRIBUTION (continued):

	90°	95°	105°	115°	125°	135°	145°	155°	165°	175°	180°
0°	1236.9	1236.9	1236.9	1236.9	1236.9	1236.9	1236.9	1236.9	1236.9	1236.9	1236.9
2.5°	1224.6	1217.3	1199.5	1176.8	1156.7	1142.2	1120.4	1106.2	1096.7	1096.4	1092.8
5°	1193.6	1178.8	1140.2	1094.4	1052.8	1015.4	971.2	936.3	910.3	906.2	897.2
7.5°	1160.4	1136.0	1076.8	1005.3	935.5	864.5	782.1	731.0	687.2	666.2	664.0
10°	1140.0	1105.9	1021.8	918.4	809.0	693.6	585.8	511.2	457.3	441.9	430.5
12.5°	1135.8	1090.8	979.3	836.9	680.5	527.9	408.7	329.3	286.3	272.6	269.0
15°	1140.0	1083.8	943.6	756.2	550.3	374.6	274.3	228.2	212.0	208.1	207.8
17.5°	1142.5	1075.4	903.1	666.5	424.0	267.6	210.1	196.7	194.1	193.9	194.4
20°	1142.2	1062.6	854.8	566.5	315.4	210.3	189.9	187.2	186.6	186.9	186.6
22.5°	1140.2	1047.5	801.7	463.4	238.3	188.0	181.3	179.6	179.3	179.3	179.3
25°	1143.9	1035.5	743.3	364.8	196.4	177.7	173.5	172.1	171.8	171.8	171.2
27.5°	1157.0	1028.8	679.3	280.7	177.4	168.4	165.1	164.8	164.0	163.7	164.2
30°	1178.2	1028.8	609.2	218.4	165.9	158.9	156.4	155.9	155.6	155.3	155.6
32.5°	1215.7	1036.6	532.7	181.6	155.0	148.3	146.7	147.5	146.7	146.7	146.7
35°	1283.3	1060.1	452.5	158.4	143.6	138.0	136.3	137.4	136.9	136.9	136.6
37.5°	1381.9	1103.6	371.8	144.4	133.5	127.7	125.4	127.1	126.5	126.5	126.3
40°	1502.0	1167.1	295.0	133.8	123.7	117.6	115.6	116.5	115.1	115.1	115.6
42.5°	1650.3	1247.5	227.9	123.5	114.0	108.1	107.0	106.1	103.6	102.2	102.5
45°	1815.1	1331.3	177.7	113.4	104.8	100.0	98.3	96.1	91.9	89.1	89.4
47.5°	1962.3	1395.8	144.4	103.6	96.4	92.7	90.2	86.0	79.9	76.5	76.8
50°	2039.7	1405.6	122.9	93.9	88.5	84.9	81.3	74.9	67.6	64.0	63.7
52.5°	2059.5	1359.8	107.0	84.9	80.7	76.5	71.8	63.1	55.0	51.1	50.6
55°	2066.8	1290.0	92.7	76.5	72.3	67.6	61.5	51.7	44.1	40.2	39.9
57.5°	2042.8	1185.8	81.6	69.0	64.0	58.1	50.6	41.3	34.1	31.0	31.0
60°	1989.4	1044.7	72.9	60.9	55.3	48.6	40.8	32.1	25.4	22.9	22.9
62.5°	1883.0	862.0	64.8	52.5	47.2	40.2	33.0	24.3	17.9	16.5	16.8
65°	1682.1	653.9	56.7	45.0	40.2	33.2	25.7	17.3	12.0	12.0	12.6
67.5°	1371.8	454.2	48.3	38.3	34.6	27.1	19.6	12.0	8.4	9.5	10.6
70°	908.1	254.8	41.3	31.6	29.6	21.5	14.5	8.1	6.7	8.9	10.9
72.5°	342.7	99.2	34.6	25.4	25.7	16.5	10.3	6.1	6.1	9.8	12.8
75°	95.5	48.6	24.9	18.7	20.1	12.0	7.5	5.3	5.9	11.2	15.1
77.5°	56.1	35.8	16.2	10.9	13.7	8.4	5.0	4.2	5.0	9.5	14.5
80°	45.3	19.0	9.5	5.6	7.5	4.7	3.4	2.5	1.4	3.6	7.5
82.5°	45.3	11.5	4.5	3.9	3.9	2.5	1.7	1.1	0.3	0.0	2.0
85°	30.4	4.7	2.8	2.5	2.0	0.8	0.6	0.3	0.0	0.0	0.0
87.5°	5.0	2.0	1.1	0.6	0.3	0.0	0.0	0.0	0.0	0.0	0.0
90°	0.0	0.0	0.0	0.0	0.0	0.0	0.0	0.0	0.0	0.0	0.0

Signify Classified - Internal
Cooper Lighting Solutions Photometric Lab
1121 Highway 74 South
Peachtree City, GA 30269

Scaled Data Report



Report Generated By 670245982

Signify Classified - Internal
Cooper Lighting Solutions Photometric Lab
1121 Highway 74 South
Peachtree City, GA 30269

Scaled Data Report



Signify Classified - Internal
Cooper Lighting Solutions Photometric Lab
1121 Highway 74 South
Peachtree City, GA 30269

Scaled Data Report



Signify Classified - Internal
Cooper Lighting Solutions Photometric Lab
1121 Highway 74 South
Peachtree City, GA 30269

Scaled Data Report



Signify Classified - Internal
Cooper Lighting Solutions Photometric Lab
1121 Highway 74 South
Peachtree City, GA 30269

Scaled Data Report



--- HS — SS

Signify Classified - Internal
Cooper Lighting Solutions Photometric Lab
1121 Highway 74 South
Peachtree City, GA 30269

Scaled Data Report



u

Signify Classified - Internal
Cooper Lighting Solutions Photometric Lab
1121 Highway 74 South
Peachtree City, GA 30269

Scaled Data Report



Signify Classified - Internal
Cooper Lighting Solutions Photometric Lab
1121 Highway 74 South
Peachtree City, GA 30269

Scaled Data Report



(END OF REPORT)